



Basingstoke Model Boat Club

Christmas Newsletter

Chairman

Jack Sharp: Tel: 01189 755 631

Secretary/Treasurer /Newsletter Editor

Alan Spooner: Tel: 07768 061368 Email: alanspooner@hotmail.com

Website: www.basingstokembc.co.uk

Email: atclark25@yahoo.co.uk

December 2014

Ho Ho Ho – Christmas is just around the corner and here we are in December and it is time for your BMBC Newsletter and just like your Christmas presents, I bet you couldn't wait for it to arrive on your doorstep.

At the risk of repeating what I said last December it doesn't seem so long ago that it was summer/autumn and the weather was conducive to good sailing and that in turn led to a good turnout of Club members visiting the pond on our sailing days. Oh how different it is now – I don't mind the cold because you can always wrap up and put another layer on but it is the wet/dampness that gets to us all. Nevertheless we still have many happy souls turning up regularly and some of our newer members have even been getting to the pond earlier in the morning and staying all day and even doing some night sailings – now if they were youngsters they could be forgiven but at their age it is foolhardy ! (only joking chaps).

New Members

On the subject of **new members** we continue to have a new membership enquiry which is good news and have had 16 new members join us this year - that is a record. This time around we must give a warm welcome to Larry Jandron, John Hunt, Lloyd Grassi and Andy North who have become members and now sail with us. Thank you for joining our Club.



News:

Annual Membership Fees

In previous Newsletters I have reminded all our members that the annual membership fees were due on the 1st April of each year. The Club year runs from the 1st April to 31st March each year. As stated previously our membership fee continues to be held at £10 for Seniors and £5 for juniors - under 16 years of age.

Our membership now stands at 52 so, with the 16 new members we have gained this year, we only have 36 of the 'older' members on our books, some of the old members retiring from sailing or moving on. My efforts at nagging you all for your subscription monies has finally paid off and I am pleased to announce that all fees have now been gathered in for this current year.

I have run out of the yellow membership cards and the membership slip at the back of your cards only goes up until the year 2015. Some of our newer members have a new light blue card for this year onwards and eventually everybody will be transferred to the new blue cards from the 2016 year so, if any member who has a yellow card which is 'tatty' or is lost and needs a new card from next year (2015) please let me know.

We hope that you all will continue to support the club in the year / years ahead and enjoy the benefits of a friendly and expanding membership, complimentary Public Indemnity Insurance and use of the best model boat pond in the area !

New members are most welcome – if you have a friend that may be interested in model boating or joining the club then please let them know all about us, or tell them to have a look at our website to see for themselves - www.basingstokembc.co.uk

A Little Reminder From Chairman Jack

Clashes in radio frequency have been eliminated by the recent technology provided by the introduction of 2.4GHz radio control sets provided that all members are using that system. However some Club members still operate on 27MHz and 40MHz and this security of operation does not apply to them.

As the numbers of members who still use both systems are small, identification is easy because of the long transmitter aerials with a ball protector on the end and negotiation between the parties involved usually resolves any issues. With the number of participants at Eastrop on Sundays and Wednesdays increasing and the channels particularly on 27 MHz being limited it is easy for two members to be on the same frequencies without realising it.


Time honoured tradition has required members operating on 27MHz to fly a ribbon or coloured flag indicating their frequency, e.g. Red (27.045MHz) or as another example Green / Yellow which is a split frequency of 27.175MHz. For 40 MHz the practice to have attached to the transmitter aerial a pennant showing the frequency number, e.g. 40.745MHz is white numbers on a green background.

Can we ask all members to observe these requirements before a serious collision/accident occurs with the possible loss of valuable, often irreplaceable model boats.



Sumners Pond Model Engineering Show 2015

I have previously explained via the Newsletter that the Club has been invited to attend the Annual model show at Sumners Pond near Horsham but due to me being on holiday at that time we have so far had to decline. Apparently last year they had 1200 visitors and it was a great success and the organisers have asked us again if we are interested in attending this year. It is a weekend event with no charge to the Club and free camping/caravanning, if required. It will take place on Saturday 20th and Sunday 21st June 2015 and if we were to go ahead we must commit ourselves to a manned Club stand for the weekend so if anyone is interested in organising it please let me know ASAP. If you want further information please contact me or have a look at their website for full details and images from last year. www.sumnersponds.co.uk (visit the events page and then 'The Model Show' page).



20th and 21st June 2015
10am - 5pm

"Returning for a 3rd year of active displays on the lake, on the ground and in the air!"

Open-air show with display areas exhibiting boats, planes, heli's, trains, cars, kites and much more with have-a-go areas, bring and buy, traders, food and drink plus other activities including archery & air rifle shooting range. See www.sumnersponds.co.uk for more information & pictures or to download an exhibitor or trader form for entry. Craft stalls and other refreshment vendors also welcome this year by application only.

Entry Fee: Adults £7.00 / Child & Concession £5.00

Sumners Ponds Fishery & Campsite, Chapel Road Barns Green, Horsham, West Sussex RH13 0PR
Model clubs please register by the 30th March 2015 by either emailing events@sumnersponds.co.uk or calling 01403 732 539

Kimberley the event organiser has sent me a lot of information and this is a small extract :-

If clubs can fill out their relevant form (boats, trains, planes/heli's, cars, kites) and return as soon as possible before 30th March that would be appreciated. Please enter as many details as possible and any preference notes for positions in the field/s if required (boats will be given preference of being round the lakes perimeter). Camping is available for the Friday and Saturday night free of charge. Campers may arrive between 12pm and 8pm from Thursday night (18th June 2015) until the Friday night. Saturday or Sunday arrivals must arrive between 7am and 9am only (show days). All camping is non-electric unless you bring your own silent run generator (to be agreed in advance).

Liaison with Basingstoke and Deane Council

Since last Newsletter we have had no formal correspondence between us and the Council however we have, following a summer of parking frustration for the Wednesday sailors, some good news and that is the gates to the car park are not being opened until later in the morning and this has had the desired effect. Notices too are on display to say that the car park is for the users of the park's facilities. So thank you to the park staff for their help, especially Malcolm and our latest new member Lloyd Grassi who works at Eastrop Park – it is good to have some allies in our midst !



Midhurst Model Engineering Exhibition

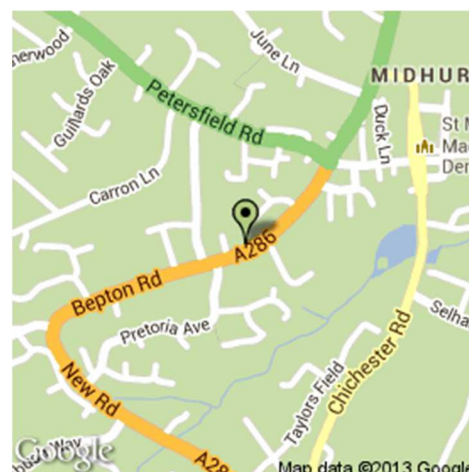
Now for the big news and the most important. The Midhurst model engineering show is on again for next year and is back to its usual date. Many of us who attend this event enjoy this show, meeting up with fellow boat clubs and looking at all the other interesting engineering hobbies that are in attendance. The redevelopment of the complex at Midhurst has been completed and the exhibition is to be held in the new centre. The date of the show is **Sunday 15 February 2015**.

I have been informed by the organisers that the parking is much better now that the construction works are complete and the old centre demolished. We have been advised though that the space the clubs had previously enjoyed for their stands will have to be reduced due to the smaller room / hall sizes in the new centre. So far in my booking, I have asked for the same size stand as we have always had so at the moment we just wait to see what we are allocated.

I have confirmed that the Basingstoke Model Boat Club will be in attendance and I have already spoken to some of our members to support me in manning the Club stand. For those that have not been before it is a very good exhibition with all forms of hobby modelling and as usual many of our fellow model boat clubs will be there – definitely worth a visit. Doors open at 10.00 am to the public. For those that have offered to help man the stand we usually get to the Grange Centre at about 08.00hrs to set up our stand – it is a longish day for us because we usually stay until the end which is about 16.30 to 17.00 hours. For those just visiting entrance fee £5 per person, Seniors £4 or £10 per family.

For those that want to go to this excellent exhibition further details are on the Grange Leisure Centre Website or you can contact me for further information and for those that have not been before, the address is :-


**The Grange Leisure Centre
Bepton Road
Midhurst
West Sussex, GU29 9HD**





John Farley's 'Footy' Yacht

In previous issues I have mentioned that John has been building 'Footy' yachts. John travels to the pond on his mobility scooter so any boat he builds now has to be small enough to be carried on said chariot. Many years ago he used to build, sail and race Marblehead class model racing yachts but now he has been putting his skills to use by trying different construction methods for 'footy' yachts. John has sent me an email telling me that he has now added a bowsprit to his latest design and that has stabilised his yacht and it controls better when the wind gets up and he added a couple of photos of his 'Footy' under sail. As the winter is coming upon us John adds that we may not see him at the pond until it is a little warmer – take care John and hope to see you again soon.



As you know in the past I have asked members to provide me with any articles that can be incorporated into the Club Newsletter and again another new member has come up trumps so Reg Rees take your spot in the limelight.

Reg Rees's boats

Although having made model aircraft in my early years (I still have an old free flight kit), I have always been drawn towards model boats and full size boats and ships come to that. Perhaps my general liking for boats and ships started when my parents would take my brother and I for a rare treat along the Thames to Southend on Sea on the Queen Of The South pleasure launch which I thought was fantastic.

My interest in model boats specifically began when my dad used to take me to Clapham Common, a very well-known model boat pond in London during the 50s and 60s. He would also occasionally take me to look around Bassett & Lowke in Holborn, a great model shop which is sadly no more. We never bought anything – far too expensive, but for me it was great to look and dream.

Later when I got my first job it was with Hays Warf Tooley Street London where I helped to check the manifests of ships that arrived at the dock, a great job for a 15 year old lad with a liking for boats. Co-incidentally, my Grandad who I never knew had also previously worked

at Hays Warf and drowned in the Thames there. Weird how these little co-incidences pop up in life.

A few years further on, my modest ability to make model boats helped me to secure an Apprenticeship in what would turn out to be the start of a 45 year career in the manufacture of Prosthetic, Scleral and specialised contact lenses, and the subsequent involvement with people development. However that's another story for another time should anyone be interested, so back to boats.

My earliest recollection of making a model boat was when I acquired a small Keil Kraft kit called Triton or something similar. I remember powering it with an old Meccano motor and a dry battery. Money was very scarce, so during this time until I started work at Hays Warf I tended to make (and crash) small rubber powered planes as they were much cheaper than boats.

Once in work and earning I went back to making model boats. Initially I experimented with aero powered Hydroplanes and several Jetex powered models before building my first 'proper' model boat, the Aerokits Sea Rover. This was followed by the Sea Commander complete with Brown Fablon material to simulate the deck. I remember being well impressed with the deck, therefore apart from Clapham Common I would also take it to the Round Pond Kensington – until the Fablon came unstuck! I later made the Sea Queen, didn't like it so chopped off the cabin and converted it to an open top speedboat, mind you with just a 2.5cc Diesel in such a large model it wasn't exactly speedy. I also made the Vernon Police launch and the Vernon Fairy Huntsman, 42" of beauty in my eyes.

My first radio controlled model was the Aerokits PT boat. I installed a Taycol Supermarine electric motor on 12 volts with dry batteries and two channel radio. It was bliss whilst running but radio interference and battery life was woeful. By now it was the early 70s and I wanted a bit more speed so started to make a 33" Fairy Swordsman to be powered by a 10cc Merco ic motor. Unfortunately due to personal upheaval I never finished it but I reckon it would have shifted.

Since moving to Farnham from London in 1974 I have continued making model boats, firstly a 34" Huntsman 31 powered by a car blower motor on 24 volts. It was very fast but only had a run time of 2 – 3 minutes!! It looked lovely with a fully planked deck in Lime wood and varnished topsides but it was way too expensive on batteries with such a short run time even with Nicads.

Due to difficulties in finding a suitable model boat pond for power boats I made a couple of static models, one of which was auctioned and went to the US, the other a Walnut planked hull of HMS Unicorn still sits in a glass case at home.

About 10 years ago I made the 1924 Chris Craft runabout that I bring down to Eastrop. It's double planked with Mahogany on marine ply and runs with a BB Turbo on 16.8 volts. It's been modified to make as light as possible but it is still a heavy model for its size (34") hence the 16.8 volts.

I am currently making a heavily modified version of the vintage Fire Float (Crash Tender) which will be my first venture into the world of Brushless motors and all of the paraphernalia that goes with them. Hopefully by the time you read this it will be finished. Again I'm making this as light as possible to enhance performance.



In addition to the Crash Tender and Chris Craft, senior management at home recently gave her approval for me to buy a model Yacht which I have now purchased. Yes I was surprised as well!! However, this could be a mixed blessing as this is my first model yacht, and apart from when Dave kindly let me have a go of his yacht Victoria for a few minutes at Basingstoke I have zero experience in sailing model yachts. I just hope that by the time you read this, I have not caused too much mayhem at the pond or overly bent wise ears at the pond side, as something tells me it will be a steep learning curve!

On a more serious note, the Basingstoke Model Boat Club is the first model club I have joined in all the years I have been involved with model boats. I would like to take this opportunity to sincerely thank all fellow club members for being so friendly and making me feel so welcomed from day one and just being a great club. Thank you. Reg Rees

Well Reg, thank you for supplying such a good article. Reg and I have had a chat and an exchange of emails as it seems both he and I used to go up to the Clapham Common model boat pond at about the same time as I too lived not too far from it. I used to sail my little red 'Star' wooden model yacht watching in envy of the old guys with their great free running model yachts. Clapham Common Model Yacht Club has a long history and It's website states that "it is likely that model boats have sailed on the Long Pond on Clapham Common since the time that the pond first became available for public use. Evidence suggests that model yachts have been sailed there since the mid 1800s and firm evidence exists that there was a Club formed to sail on the pond in 1870 and that regular races were held on most Saturday afternoons." Their Club is still going strong and there are some great archive photos on their website so check it out at <http://cmyc.wordpress.com/about/> Alan Spooner.

Chairman Jack's Latest Mode Boat - German Luftwaffe Flugbetriebsboot F1 B1V





Basically these craft were the German Luftwaffe equivalent of the RAF Air Sea Rescue Launches and indeed, a lot of the characteristics are mirrored in the respective vessels. Long before the German land conquests took place in Europe, the Luftwaffe saw a need for an air sea rescue service and based their design and performance on the already established RAF Marine Branch.

Gebrüder Kröger Yacht und Bootswerft of Warnemünde on Germany's Baltic coast were given the contract for research, development and subsequent production. Wooden hulled with vertical and horizontal stringers made from steel, these craft were 23.50 metres in length, beam of 4.50 metres, top speed of 32 knots and range of 500 miles were designed for operation in the North Sea area where seaworthiness was vital.

Provision was made for a machine gun mounting but no armament was installed until international hostilities commenced in September 1939. The chosen armament was a Rheinmetal-Borsig 7.9mm high velocity outfit known as MG17 which could be operated manually or pneumatically using compressed air and superseded the MG15 which was solely manual.

The Flugbetriebsboot (Flight Operation Launch) was divided into 3 batches as follows :-

- a) FI.B 401 – 403 1st series Subtype 'A' and only 3 craft produced.
- b) FI.B 404 – 415 1st Series Subtype 'B' 12 craft produced with all round improvements in engine power, accommodation and armament.
- c) FI.B 416 – 442 2nd Series Subtype 'B'. So successful were the earlier series that the German Luftwaffe High Command Ordered another 100 craft beyond the 27 already in service but financial restrictions resulted in only a further 14 being ordered when production ceased in 1942.

History of Flugbetriebsboot FI.B 426

Although names were not common among the Vessels, FI.B 426 was named Seefalke (Sea Falcon) and based initially at Wilhelmshaven transferring to Cherbourg in July 1940. Early in 1941 the boat left the French channel coast for Sicily where it served as part of the supply train to North Africa supporting D.A.K. Deutsches Africa Corps. After their defeat in July 1941 the boats were hastily re-organised and FI.B 426 arrived in Athens and shortly afterwards moved to the Black Sea. Bulgarian waters became her new haven with sea port of Varna serving as an operational base between 1941 – 1944. Defeat of the Wehrmacht, together with advancing Russian forces and Bulgaria's decision to join the fight against Germany, FI.B 426 and her sister craft were confiscated by local forces and their eventual fate remains unknown.

The Model

Having the dimensions of the prototype it was easy to draw up plans to 1/24th scale. The photographs of course were a great help with the finer details and colour scheme. Construction in wood using the plank on frame method was a simple task, bearing in mind the plain straightforward hull design. The superstructure was completed in styrene, the finish



by air-brushing using my reliable Badger 200 air-brush. The boat falls into the semi-scale category.

When it came to propulsion, temptation to use brushless motors for the first time was impossible to resist despite advice to the contrary from the technically knowledgeable. It was a decision which proved little short of disastrous and one I have regretted perhaps prompting a return to brushed motors. Each motor has its own speed controller and runs on NiCads or NiMh batteries. The model has so far made 5 sorties, only the last being satisfactory.

May 2014 saw its short lived maiden voyage at Eastrop when a combination of a fragile wooden motor mount and excessive torque caused the starboard motor to break loose resulting in damage internally and recovery with the help of fellow members. With aluminium mounts installed two further attempts failed through either radio or motor problems. The fourth at Beale Park in the company of two established modellers nearly resulted in the complete loss of the vessel, it drifted across the large lake, resisting all attempts at recovery to disappear in the weeds and tangled undergrowth at the far edge – access to the River Thames was too close for comfort ! Fortunately the orange superstructure was spotted resting in weeds, but it needed a jungle safari by all three to reach it.

Fingers crossed for the future.

Jack Sharp - Chairman

I know I have nagged you for a long time for an article so many thanks for this excellent report Jack.

As I said before, Christmas is upon us so what would you like Father Christmas to bring you in his sack ? Keep it clean you lot - from a modellers perspective only !!

How about these for starters?

Model Boat magazine subscription – A great magazine and they are doing an excellent deal at the moment (December Issue) with 13 issues delivered to your door for £45 and no need to sign up for direct debit (if you want direct debit you can get it for £41) and you get a Free Airbrush & 12 Piece Boat Building/Craft Toolkit This is excellent value – a good read for the year plus the goodies for 'free'.

For details look on <http://www.modelboats.co.uk/editorial/page.asp?p=688>

Marine Modelling International Subscription - It is full of feature articles covering kit reviews, scratch built specialist models and reports from major maritime-related shows from around the world. Regular articles on: electronics, scale model building, racing yachts, plastic kits, waterline models, fast electric racing and internal combustion-powered models, in fact they try to cover anything that floats. They are doing a special offer at the moment UK Subscription **12 issues for £39.95** (normal price £51.00). The November issue had an article written by one of our members Jim Dewar on building a 'Footy' Barge - Building one of the smallest Thames Barges and as many of us know Jim is expert on building this type of craft.

For details look on <http://qb.trapletshop.com/marine-modelling-international-subscription>



Well, I have nearly finished this newsletter and thought that if you are a little bored over Christmas and have a spare moment you can try this little 'stocking filler' – no prizes though I'm afraid !!

BMBC Wordsearch

G	U	N	F	P	L	A	N	E	T
A	R	M	Y	B	O	O	M	X	U
D	R	D	O	C	O	R	A	E	G
H	E	R	E	N	P	U	A	R	G
E	E	E	D	P	A	I	N	T	S
S	H	D	O	E	N	N	E	E	Z
I	F	N	O	P	G	E	G	M	R
V	D	A	W	O	F	D	R	E	E
E	A	S	T	R	O	P	A	N	H
L	A	T	E	M	E	B	B	O	R



METAL, PAINTS, ADHESIVE, TUG, ROBBE, GRAUPNER, EASTROP, ROPE, SANDER, RUINED, PLANET, LOOP, NOON, BARGE, GUN, HERZ, BOOM, BORES, ARMY, FOE, WOOD, METRE, VAT, POND, GEAR, PORTS, POOL



That is it folks - I must close now as Christmas is around the corner and I need a rest from all this work! Thanks to my contributors this time around as it is much appreciated.

In this newsletter there are **4223** words of wisdom or rubbish (whichever way you look at it) plus decent articles for a change, which goes to prove that you are now getting even more for your money and all I have left to say is that on behalf of the Basingstoke Model Boat Club and myself I wish you all a Happy Christmas and a prosperous New Year (for us pensioners that would be something !!) **Ta,Ta, for now.**

Newsletter by Alan Spooner – Secretary / Treasurer Basingstoke Model Boat Club